

# Watch the Cracks, Buddy

**M**otor vehicle tow bars, NSN 4910-01-365-9304, show wear through cracks and wallowing at the adjustment pin holes. These cracks and wallowed holes can cause accidents. Here's what to look for on your tow bars:

- Look at all welded joints. If you find cracks, turn in the tow bar! It is unsafe to use.
- Look at all adjustment pin holes on the tow bar legs. If you spot any cracks, replace the leg.
- If there are no cracks, look for pin holes that are wallowed out (no longer



round, but oblong). Check the diameter of any odd-looking holes with calipers.

On male legs, the largest acceptable hole diameter is  $\frac{25}{32}$  inch. On fixed and moveable legs, the max is  $\frac{51}{64}$  inch. Replace any leg that has larger holes.

Legs that pass inspection still need attention. Deburr the pin holes that need it using emery cloth or sandpaper. Clean the holes with a dry cloth and apply corrosion preventive compound (either NSN 8030-00-837-6557 or 8030-00-546-8637).

Then measure from the center of the last pin hole to the end of both fixed legs. If you get four inches (plus or minus  $\frac{1}{16}$  inch), you can use the tow bar as is.

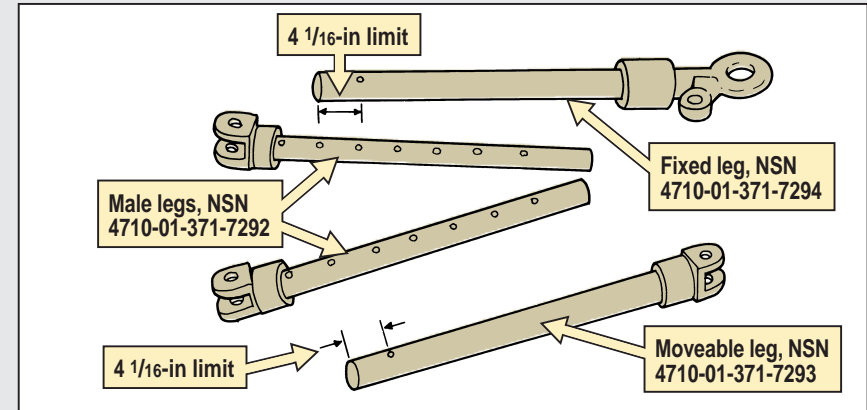
Look for cracks and measure wallowed holes



UH-OH!  
HOW ARE WE  
GOING TO EXPLAIN  
THIS?

If your measurement is more than  $4 \frac{1}{16}$  inches, cut off just enough of the leg end to get four inches.

Deburr and clean the cut, then prime and paint all exposed metal. Use any olive drab green and don't worry about exact color matchup.



## Is Yours Modified?

MWO 9-4910-593-20-1 (Mar 95) modified tow bars by adding sleeves to the welded areas. If you have a tow bar that is unmodified (no sleeves), contact your local MWO coordinator to get the modification done.

ACALA still has some kits available for this EMERGENCY MWO.

## Need Decals?

An ID decal for the tow bar is NSN 7690-01-372-5929. An operator's instruction decal is NSN 9905-01-118-6092.

**Instructions decal**

**OPERATOR'S INSTRUCTIONS**  
 LOADING WHEELS DOWN TOWING (HIGHWAY)  
 TOWBAR FULLY RETRACTED, ATTACHED TO SHACKLE BRACKET ONLY (39,000 LBS GVW MAX)  
 DO NOT ATTACH TO BUMPER  
 LIFT TOW WHEELS UP CROSS COUNTRY  
 TOWBAR ATTACHED TO AXLE (39,000 LBS GVW MAX)  
 DO NOT ATTACH BUMPER  
 WARNING USE APPROPRIATE SAFETY CHAIN

**ID decal**

TOWBAR MOTOR VEHICLE WHEELED  
 NSN (8030-00-396-3001)  
 MFR: \_\_\_\_\_  
 DESIGN ACTIVITY CODE NO. 19204  
 CONTRACT NO. I: \_\_\_\_\_  
 SERIAL NO. I: \_\_\_\_\_ US